

Door Closers

N8825

Heavy Duty with Back Check



ASSA ABLOY

Application:

- Suitable for fire resistant doors and other internal doors
- Sizes EN 2-5 wind through adjustable

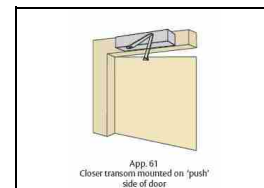
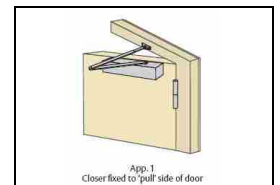
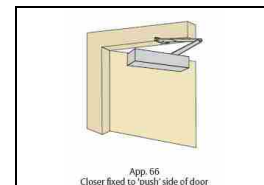
Specification:

- Aluminium body, steel armset
- Independent door speed and latch controls
- Adjustable backcheck
- Non-handed for maximum flexibility
- Concealed fixings and adjustment controls
- Curve cover style in a choice of finishes
- Adjustable, flatform arm
- Easy-to-use template and pictorial fitting instructions
- All covers have matching arms

Finish:

- SIL - Silver
- SS - Satin Stainless Steel (SS304)

	Apps 1 & 61	App 66
Max door width	1250mm	1250mm
Max door mass	100kg	100kg
Max opening angle	165°	180°



Standards:

- Certificate Number:
- 1121-CPD-AD0053 (CE mark not valid if door width/mass exceeds values shown)
- 3rd party tested to BS EN 1154
- Achieves the following classification in Apps. 1 & 61

3	8	5/2	1*	1	3
---	---	-----	----	---	---
- Achieves the following classifications in App. 66

3	8	5/2	1*	1	3
---	---	-----	----	---	---
- *Included in fire tests to BS EN 1634-1 with assessment for use on timber fire doors with intumescent protection up to FD120
- Certifire Certificate Number: CF410



Door Closers

N8825

Heavy Duty with Back Check



ASSA ABLOY

Technical Design:

